Pagode AmbreLight

Notice de montage

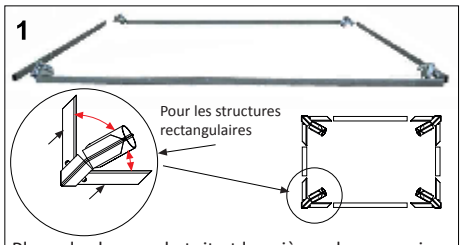

Placer les barres de toit et les pièces de connexions



Manchonner les barres de toits dans les pièces de connexions et bloquer à l'aide des goupilles

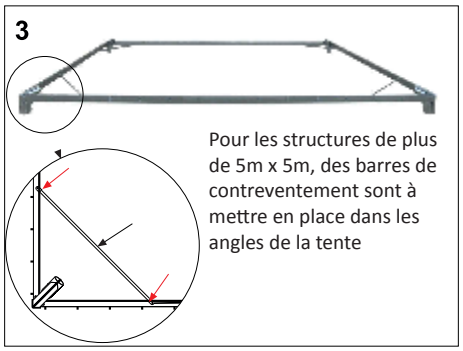

Pour les structures de plus de 5m x 5m, des barres de contreventement sont à mettre en place dans les angles de la tente

Mettre en place les manchons dans les pièces de connexions et visser les

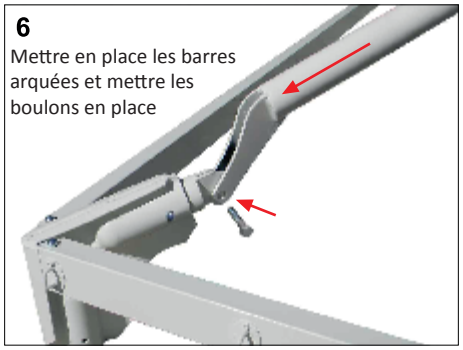

Mettre en place les barres arquées et mettre les boulons en place



Récupérer la jonction central et placer là comme sur le schéma qui suit



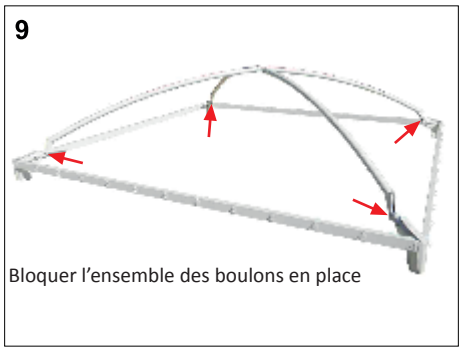

Bloquer l'ensemble des boulons en place


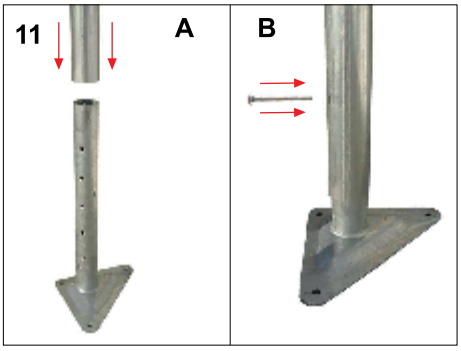
Passer la sangle servant à bloquer la toile sur la poutre